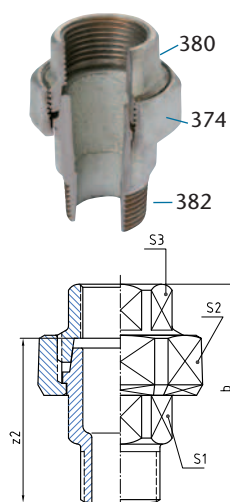


341 (U12)

UNIONE SEDE CONICA M/F

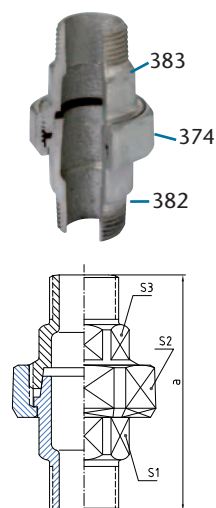


MISURA	374G	CODICE	DIMENSIONI (mm)						Peso (gr)
			b	z2	s1	s2	s3	s2 máx	
1/4"	3/4	34101/5001	55	45	17	31	17	32	117
3/8"	7/8	34101/5002	58	48	22	35	22	36	156
1/2"	1 1/8	34101/5003	66	53	26	44	26	46	246
3/4"	1 1/4	34101/5004	72	57	32	48	32	50	332
1"	1 1/2	34101/5005	80	63	38	54	38	55	449
1 1/4"	2	34101/5006	90	71	46	68	46	70	703
1 1/2"	2 1/4	34101/5007	95	76	53	74	53	75	911
2"	2 3/4	34101/5008	106	82	66	89	66	90	1338
2 1/2"	3 1/2	34101/5009	118	91	83	110	83	110	2248
3"	4	34101/500A	130	100	95	130	95	130	3120
4"	5	34101/500C	152	112	121	150	121	150	5094

1/5 - 1= Nera - 5= Zincata

344

UNIONE SEDE CONICA M/M

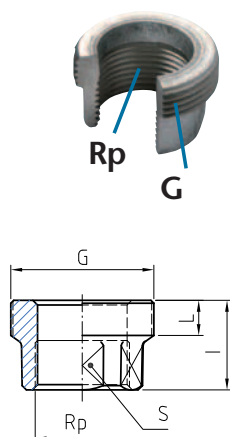


MISURA	374G	CODICE	DIMENSIONI (mm)				Peso (gr)
			a	s1	s2	s3	
1/4"	5/8	34401/5001	69	18	28	15	109
3/8"	3/4	34401/5002	75	22	32	20	146
1/2"	1	34401/5003	85	26	39	23	256
3/4"	1 1/4	34401/5004	93	32	48	30	381
1"	1 1/2	34401/5005	103	38	55	36	555
1 1/4"	2	34401/5006	114	48	67	48	845
1 1/2"	2 1/4	34401/5007	123	54	74	54	1063
2"	2 3/4	34401/5008	136	66	90	67	1575

1/5 - 1= Nera - 5= Zincata

370

FEMMINA UNIONE PIANA



MISURA UNIONE	Rp	CODICE	G	DIMENSIONI (mm)			serraggio	Peso (gr)
				I	L	S		
1/2"	1/2	37001/5003	1 1/8	24	8,3	26	esagono	66
3/4"	3/4	37001/5004	1 1/4	26	9	32	esagono	98
1"	1	37001/5005	1 1/2	29	12	38	esagono	132
1 1/4"	1 1/4	37001/5006	2	31	10,3	48	esagono	204
1 1/2"	1 1/2	37001/5007	2 1/4	34	11	54	esagono	265
2"	2	37001/5008	2 3/4	40	14,5	66	esagono	420
2 1/2"	2 1/2	37001/5009	3 1/2	45	14,5	86	esagono	764
3"	3	37001/500A	4	49	15,5	95	esagono	917
4"	4	37001/500C	5	57	19	121	ottagono	1314

1/5 - 1= Nera - 5= Zincata